

RoboCup-2000: The Fourth Robotic Soccer World Championships

Edited by Peter Stone with *

Minoru Asada (humanoid), Tucker Balch (workshop), Raffaello D'Andrea (Cornell team), Masahiro Fujita (legged), Bernhard Hengst (UNSW team), Gerhard Kraetschmar (mid-size), Pedro Lima (engineering challenge), Nuno Lau (FC Portugal team), Henrik Lund (RoboCup Jr.), Daniel Polani (scientific challenge), Paul Scerri (simulation), Satoshi Tadokoro (rescue), Thilo Weigel (CS Freiburg team), and Gordon Wyeth (small-size)

November 28, 2000

Abstract

The Fourth Robotic Soccer World Championships was held from August 27th to September 3rd, 2000, at the Melbourne Exhibition Center in Melbourne, Australia. In total, 83 teams, consisting of about 500 people, participated in RoboCup-2000 and about 5,000 spectators watched the events. RoboCup-2000 showed dramatic improvement over past years in each of the existing robotic soccer leagues (legged, small-size, mid-size, and simulation), while introducing RoboCup Jr. competitions and RoboCup Rescue and Humanoid demonstration events. The RoboCup Workshop, held in conjunction with the championships, provided a forum for exchange of ideas and experiences among the different leagues. This article summarizes the advances seen at RoboCup-2000, including reports from the championship teams and overviews of all the RoboCup events.

1 Introduction

RoboCup is an international research initiative that encourages research in the fields of robotics and artificial intelligence, with a particular focus on developing cooperation between autonomous agents in dynamic multiagent environments. A long-term grand challenge posed by RoboCup is the creation of a team of humanoid robots that can beat the best human soccer team by the year 2050. By concentrating on a small number of related, well-defined problems, many research groups both cooperate and compete with each other in pursuing the grand challenge.

RoboCup-2000 was held from August 27th to September 3rd, 2000, at the Melbourne Exhibition Center in Melbourne, Australia. In total, 83 teams, consisting of about 500 people, participated in RoboCup-2000. Over 5,000 spectators watched the events. RoboCup has been advancing steadily, both in terms of size and technological level since the first international event in 1997 which included 35 teams [34, 1, 6]. Specifically, RoboCup-2000 showed dramatic improvement in each of the existing robotic soccer leagues (legged, small-size, mid-size, and simulation), while introducing RoboCup Jr. competitions and RoboCup Rescue and Humanoid demonstration events.

In addition to the simulation-based and robotic events, the RoboCup-2000 workshop provided a forum for exchange of ideas and experiences among the different leagues. 20 oral presentations and 20 posters were presented, from which four papers were nominated for the RoboCup scientific and engineering challenge awards. These distinctions are given annually for the RoboCup-related research that shows the most potential to advance their respective fields.

This article summarizes the advances seen at RoboCup-2000. The following 4 sections describe the 4 soccer-based competition leagues, including reports from the respective champions, UNSW (legged), Cornell Big Red (small-size), CS Freiburg (mid-size), and FC Portugal (simulation). The next section introduces

*Each section of this paper represents the work of many individuals in addition to the listed author. Please see the references for publications with complete author lists.

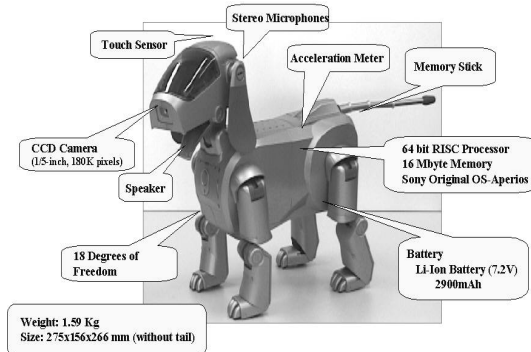


Figure 1: The Legged Robot Platform.

RoboCup Rescue—a disaster rescue based research effort designed to transfer RoboCup-related research to humanitarian goals. RoboCup Jr., the RoboCup education effort aimed at school children is discussed in the following section. Scheduled to debut as a full league in 2002, the RoboCup humanoid effort held a demonstration in Melbourne, which is described in the next section. The article concludes with overviews of the RoboCup workshop and the 2 challenge award winners.

2 The Sony Legged Robot League

Since RoboCup-99, all participants in the Sony legged robot league have been using the quadruped robot platform [52] which is similar to the commercial entertainment robot AIBO ERS-110 (see Figure 1). The setup and the rules of the RoboCup-2000 legged competition were based on those of RoboCup-98 [11]. Each team has 3 robots, and the size of field is 1.8m x 2.8m. Objects such as the ball and goals are painted different colors. In addition, there are 6 poles with different colors at known locations for self-localization. As is the case in human soccer, there are penalties and regulations that govern the play. We introduced two changes from the previous year’s rules in order to keep the game flowing and to encourage development of “team play” strategies. First, we introduced an obstruction rule, by which a robot that does not see the ball but is blocking other robots is removed from the play. Second, we modified the penalty area and applied the “two defender rule:” if there are two or more defenders in the penalty area, all but one is removed. As a result, the ball became stuck in the corner much less frequently. Moreover, the champion team, UNSW, implemented teammate recognition in order to avoid obstructing a teammate that was controlling the ball.

12 teams from 9 countries were selected to participate in the RoboCup 2000 Sony Legged Robot League: Laboratoire de Robotique de Paris (France), University of New South Wales (Australia), Carnegie Mellon University (USA), Osaka University (Japan), Humboldt University (Germany), University of Tokyo (Japan), University of Pennsylvania (USA), McGill University (Canada), Sweden United team (Sweden), Melbourne United team (Australia), University of Rome (Italy), and University of Essex (UK). The first 9 teams above participated in the previous year’s competition; the last 3 teams were new participants.

2.1 Championship Competition

For the competition, we divided the 12 teams into 4 groups of 3 teams each. After a round robin within in each group, the top 2 teams in each group proceeded to the final tournament. This year’s champion is UNSW, followed by LRP in second place, and CMU in third place.

One significant improvement this year over past years was ball controlling technique. In RoboCup-99, the University of Tokyo team introduced the technique of propelling the ball with the robot’s head, which can make the ball move a longer distance than can an ordinary kicking motion. This year almost all the

teams implemented their own heading motion. Another impressive achievement for controlling the ball was introduced by UNSW. Their robots put the ball between their front legs, turned to change their heading while controlling the ball, and then kicked (pushed) the ball with both legs. This technique is very efficient for shooting the ball a long distance in a target direction.

2.2 RoboCup Challenge

In addition to the championship competition, every year we continue to hold the “RoboCup Challenge” as a technical routine competition. The challenge competition focuses on a particular technology more than the championship competition. This year we had 3 different technical routine challenges: (1) a striker challenge, (2) a collaboration challenge, and (3) an obstacle avoidance challenge.

The striker challenge was the simplest. The ball and one robot were placed in randomly selected positions (and orientation) on the field. The robot had to put the ball in the goal as quickly as possible. If it was unable to do so within 3 minutes, then the distance from the ball to the goal at the end of that period was measured. Note that the initial positions and orientation were selected after all the teams submitted their memory sticks with their developed software.

The collaboration challenge was defined in order to encourage the development of a passing behavior. There were two robots, one of which was put in the defensive half of the field (passer); the other was put in the offensive half (shooter). The passer and the shooter had to stay on their respective halves of the field, and the shooter had to kick the ball into the goal.

The obstacle avoidance challenge was also defined in order to encourage the development of team strategy as well as the ability to avoid a robot from the opposite team. One robot and the ball were placed on the field as in the striker challenge. In addition, two obstacles—a teammate robot with a red uniform and an opponent robot with a blue uniform—were placed at selected positions. The player had to score a goal without touching the obstacles. In both the collaboration and obstacle avoidance challenges, the time to score was recorded.

In order to complete the technical routine challenges, teams had to develop recognition algorithms for other robots, the half line, the ball, and the goals. Localization was also an important technology for the challenges.

In the striker challenge, 6 teams scored goals in an average time of 90 seconds. In the collaboration challenge, 6 goals were scored in an average of 100 sec. In the obstacle avoidance challenge, 4 teams scored in an average of 112 sec. All in all, about half of the participating teams were able to achieve the objectives of the 3 RoboCup Challenge tasks. UNSW won the challenge competition; Osaka University finished second; and CMU finished in third place.

2.3 UNSW: Legged League Champion

UNSW won the RoboCup-2000 Sony Legged Robot League as well as the legged robot challenge event. This section gives an overview of the technical innovations behind their success.

2.3.1 Main Algorithm

UNSW divides the team into two field players and one goalie. The field player robots try to get behind the ball and run at it. The field is divided into regions and robots behave slightly differently across regions. There are 3 main skills: dribbling, head-butting, and kicking. The skill to be executed depends on the heading of the robot, the heading of the ball relative to the robot, and the region the robot is in. Near the edge of the field, a slower and more “stable” walk is adopted so the legs do not get stuck on the edge.

The strategy of the goalie is to stay close to the center of the goal, facing the opposition goal, while looking for the ball. It localizes itself by looking at the field markers. When it sees the ball, the goalie moves forward to a fixed radial distance from the goal center facing the ball. If the ball comes close enough the goalie will move forward and attempt to head-butt or kick the ball away from its own goal as if it were a field player. To avoid an own goal, the goalie turns clockwise if it is on the right side of the goal area and counter-clockwise if it is on the left side. This skill not only may allow the robot to find the ball, but also has the effect of spinning the ball out towards the center of the field.

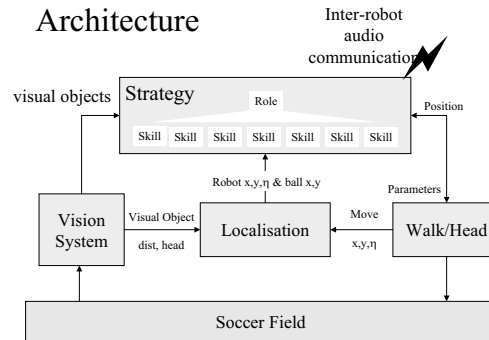


Figure 2: The software architecture of UNSW.

Regarding team play, UNSW players can recognize robots when they are close using vision and infrared sensors. When a robot sees a teammate and the ball is not too close, it backs up or walks sideways depending on the heading of the teammate. When a robot sees an opponent, it takes a more aggressive role: it does not spend much time getting behind the ball. If the robot is not facing its own goal, it runs at the ball in an attempt to take the ball away from the opponent.

UNSW has four main components to its software architecture (See Figure 2).

1. A vision system which uses color tables to recognized blobs, converting them to objects such as beacons, goals or the ball. Metrics such as direction and distance are generated at the same time.
2. A localization routine which updates the position and direction of the robot each time field objects are recognized and each time the robot moves.
3. A parameterized walking routine which drives the legs and head effectors based on directions from the strategy module.
4. A strategy module which combines various skills or behaviors that have been coded using a hierarchical rule based format.

2.3.2 Vision System

The images captured by the robot's camera are initially represented as a YUV image. The Y (intensity of a pixel) plane (0-255) is divided into 14 different planes. For each plane, UNSW tries to draw a polygon to fit the training data for each color. So for each plane, there is one bitmap file for UV values (color components of a pixel) based on the polygons.

The YUV image is converted into a C-plane. UNSW uses a fast algorithm to form color blobs in the C-plane. Note that they set the color bitmap files in such a way that each pixel gets classified as one color only, i.e., polygons do not overlap. Using the recognized blobs, UNSW calculates sizes and centroids to form objects. There are also some "sanity checks" to throw away spurious data or unwanted objects.

Regarding the color calibration, a color class is defined for each of the beacon, robot marker, goal and ball colors. Each of the 25 sample images has its 88 x 60 pixels manually classified by color. This somewhat time-consuming exercise, which needs to be repeated every time lighting conditions change, provides the training data (y-value, u-value, v-value, color class) necessary to learn a more general color classification hypothesis.

First, a scatter diagram is drawn for each color from the training data showing the u-v values for different ranges of y-values. Instead of restricting the color class hypothesis space to u-v rectangles used by some others, non-overlapping polygons are fitted using an iterative procedure which expands a smaller polygon to

include most of the training data for each color and each range of y-values. A polygon is a much better fit to the typically wedge shaped color clusters evident in the scatter diagram. If the polygons for the various y-ranges are stacked up on top of each other a 3D solid emerges representing each color class in YUV space.

The learned three dimensional YUV array for the color classes is stored in a table on the memory stick allowing the robot to quickly classify pixels from new images by looking up which color class the pixel belongs to from its YUV value.

2.3.3 Localization

UNSW's localization maintains 3 variables: x,y coordinate and heading of the robots. Beacons and goals are fixed. When a robot sees a beacon, it knows the heading of the beacon and based on the size, it estimates the distance. If it sees two beacons, then it uses a triangular formula to calculate its position. If it sees only one beacon, it adjusts its position based on the heading and distance of the beacon and where it thinks it is on the field.

2.3.4 Locomotion

The locomotion uses a trot gait (diagonally opposite legs lifting simultaneously). The paws are driven in a rectangular locus calculated to give the robot a constant velocity over the ground. The orientation and size of the locus of the various legs determines whether the robot moves forward-backward, left-right or turns on the spot. Head movements are driven at the same time but independently from the legs.

2.3.5 Strategies

When the robot is far away from the opponent's goal, the robot does not have to line up the ball and the goal to go for the ball. All it needs to do is knock the ball to the other half. But, when it's near the goal it takes a different approach. It always tries to line up the goal and the ball and uses the dribbling skill.

3 The Small-Size Robot League

Small-Size robot teams consist of up to 5 robots that can each fit into an area of 180 cm² (hence the alternative name Formula 180 or F180). The robots play on a green-carpeted table-tennis-sized field with sloping walls. The rules permit a camera to be perched above the field to be used with an off-field computer for a global vision system. This system is used to track the players, opponents and the ball. During a game the robots use wireless communication to receive tracking information from the off-field computer as well as commands or strategic information. No human intervention is allowed except for interpretation of the human referee's whistle.

The F180 games are exciting to watch as these robots can move *quickly*. The orange golf ball used as the soccer ball is propelled at speeds of over 3 m/s by ingenious kicking mechanisms. With the precise visual information from the global vision system the robots themselves can move at speeds over 1 m/s with smooth control. Nevertheless, robots moving at these speeds can and do have spectacular collisions. Intentional fouls can lead to robots being sent from the field under the shadow of a red card.

The need for speed and control has given the small-size league a reputation as the "engineering" league. Engineering disciplines including electro-mechanical design, applied control theory, power electronics, digital electronics and wireless communications have been the dominating factors in success in this league over recent years. Successful teams have typically demonstrated robot speed and powerful kicking rather than elegant ball control and sophisticated team strategies.

3.1 RoboCup 2000

Sixteen teams from nine different nations competed for the Small-Size Champion's trophy. The early rounds of the contest demonstrated the depth of the league, with some quality teams being eliminated during the round robin section. In particular, the MuCows from Melbourne University, Australia achieved remarkable performance in their first year in the contest but were unlucky to lose in a high class group. As well as solid

all-around performance, the team from Melbourne showed their engineering skill with a high-bandwidth, low power communications system that was seemingly immune to the problems experienced by most competitors.

Three Small-Size teams chose not to use the global vision system; instead these teams relied on on-board vision capture and processing to sense the environment. These teams demonstrated that it is possible to build vision hardware suitable for real time processing within the severe size constraints of the F180 league. The ViperRoos from the University of Queensland, Australia had the distinction of becoming the first local vision team to beat a global vision team—the score was 2:0. However, none of the local vision teams were able to reach the finals.

The eight finalists all had excellent technical merit. Team Crimson from Korea has a custom video processing board that extracts the position of the players and the ball at the full NTSC video rate of 60 Hz. It does so without ever buffering the video in RAM, so that the position information is delayed by only 1/60th of a second. With such a small delay in vision processing combined with highly responsive robots, Team Crimson was capable of extremely fast and controlled motion. However, due to problems with communications (and some last minute code changes!) the team was knocked out in the quarter finals.

The French team from the Universite Pierre et Marie Curie were the only team to score against the eventual champions, Big Red from Cornell University. The French curved path planning system allowed them to scoop the ball from in front of the opposition and make highly effective attacks on goal. They were unlucky to be knocked out by Cornell in their quarter final.

The first semi-final between FU-Fighters from the Freie Universitat of Berlin, Germany and the RoboRoos from the University of Queensland, Australia showed a contrast of styles. The RoboRoos, competing for the third consecutive year, had relied on smooth control and an adaptive team strategy to reach the finals, whereas the FU-Fighters used fast, aggressive trajectories with an extremely powerful kicker. The FU-Fighters showed clear dominance winning the match 3:0.

The second semi-final between Cornell and Lucky Star from Ngee Ann Polytechnic in Singapore was the closest match of the Small-size tournament. The match was 0:0 at full time, playing through a period of sudden death extra time to come down to a penalty shoot out that was decided at 4:3. Lucky Star combined novel electro-mechanical design with excellent control to achieve their result. Their robots had an extremely effective kicking mechanism that was integrated in a narrow body design. The narrow body enabled the robots to slip between defenders to get to the ball, despite the crowding of the field. Their vision and control was sufficiently good that they would reliably kick the ball despite the small kicking face of the robot. Lucky Star won third place in the contest.

The team from Cornell went on to win the final against the FU-Fighters convincingly. Figure 3 is a shot from the final game. This is the second consecutive year that Cornell has won the small-size championship and the second year that FU-Fighters have come second. While it might seem natural to attribute their achievements to novel electromechanical design such as FU-Fighter’s powerful kicker or Cornell’s dribbling device (described below), it is also apparent that these robots are superbly controlled. As these control issues, along with the other fundamental engineering issues, are addressed on an even scale across the competition, other factors such as effective team strategies will come more into play.

3.2 Cornell Big Red: Small-Size Champions

Big Red from Cornell repeated as champion of the small-size league at RoboCup 2000. The RoboCup competition is an excellent vehicle for research in the control of complex dynamical systems. From an educational perspective, it is also a great means for exposing students to the systems engineering approach for designing, building, managing, and maintaining complex systems.

In an effort to shift the current emphasis of the competition away from simple strategies to more complicated team-based strategies, the main emphasis of this year’s team was to play a controlled game. In other words, in a game without ball control, effective strategies essentially consist of overloading the defensive area during a defensive play (the so called “catenaccio” in human soccer, a strategy that is very effective, if not extremely dull and frustrating for the spectators), and shooting the ball towards open space or the goal area in the opponent’s half during offensive plays. This was, in fact, the simple role-based strategy adopted by our championship team in 1999, which was shown to be extremely effective [7].

In order to bring control to the RoboCup competition, the Cornell team developed two electro-mechanical



Figure 3: The small-size league final game.




Figure 4: Bottom view, omni-directional drive




Figure 5: Angled view, dribbling mechanism

innovations *and* the associated control strategies to render them effective: omni-directional drive and dribbling. Due to space limitations, we restrict our description to these two features, followed by the underlying feedback control strategy which allowed the Cornell team to make full use of them.

3.2.1 Omni-Directional Drive and Dribbling

The Cornell Team implemented a very effective way of position control this year. This control was achieved by placing three pairs of wheels at locations that are at the vertices of an imaginary triangle (see Figure 4). Each pair of wheels has an active degree of freedom and a passive one, the active one being in the direction of the rotation of the motor, and the passive one being the one perpendicular to it. Loosely speaking, since the drive directions are pair-wise linearly independent, and the number of degrees of freedom on a two dimensional surface is three (two translational and one rotational), one can independently control the translation and the rotation of the robot by a judicious choice of drive velocities.

The dribbling mechanism is a rotating bar with a latex cover placed just above the kicking mechanism (see Figure 5). Upon contact with the ball, the rotation of the bar imparts a backward spin on the ball; the bar is strategically placed such that the net component of the force on the ball is always towards the robot,

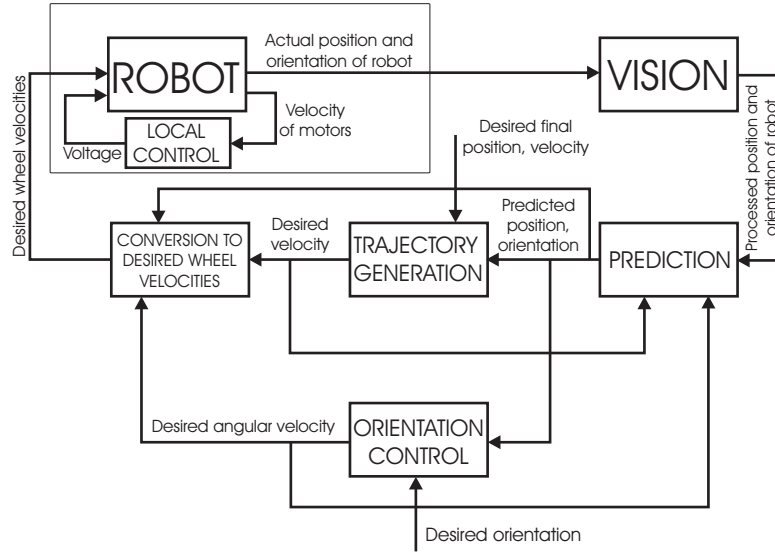


Figure 6: Block diagram representation of trajectory generation

which is achieved without violating the 20% convexity rule.¹

The omni-directional drive, coupled with the dribbling mechanism, greatly increases the *potential* capabilities of the robots (we stress the word *potential*, since it is not obvious that a real-time control strategy can be developed to fully utilize these features). The main capability which is rendered possible by this combination is the effective receiving of passes, which must be central to any sophisticated team-based strategy.

3.2.2 Trajectory Generation and Control

The overall trajectory generation and control scheme for one robot is depicted in Figure 6. Starting from the Vision block, the calculated position and orientation of the robot is fed to a prediction block, which calculates the best estimate of the position and orientation of the robot *in the robot temporal frame* based on the vision data and the history of the commanded velocities. The Trajectory Generation block solves a relaxation of an optimal control problem to calculate the future robot velocity profile required to reach the prescribed final position and final velocity in either the shortest possible time, or in a prescribed amount of time using the least amount of control effort; a similar step occurs for the robot orientation. The dynamics of the motors and the robots are taken into account to ensure that the generated velocity profiles are feasible. After converting this data to wheel velocities, this information is fed to the robots via wireless communication. A local control loop on the robot regulates the actual wheel velocities about the desired wheel velocities.

3.2.3 Obstacle avoidance

The Cornell team displayed advanced obstacle avoidance, in large part due to the hierarchical decomposition of overall robot control into trajectory generation, and the higher level algorithms used to determine where to send the robots. In the simplest case, the algorithm is based on determining if a collision will take place, followed by drawing tangents to the first obstacle known to be in the path to the destination. Once the tangent points are known, trajectories are generated for the destinations with the tangent points as via-points, and the feasible path with either the shortest time or the least amount of control effort is followed. A refinement of the above algorithm is used for multiple obstacles, and when obstacles are sufficiently close to each other.

¹The convexity rule states that no more than 20% of the ball along any dimension can be within the convex hull of the robot.

3.2.4 Observations

The proposed increase in the field size² will greatly reward teams that implement effective team play. We strongly feel that the dribbling mechanism will greatly improve the quality of the game, and allow teams to effectively use sophisticated team-based strategies. The main benefit of the omni-directional drive mechanism is a simplification of the resulting control problem, which *greatly* reduces the computation required for generating nearly optimal trajectories, and thus free up computational resources for higher level control decisions; we do not feel, however, that it will be a necessary feature of future competitive teams. It is clear, however, that successful future teams must seriously address dynamics and control issues, such as estimation, coping with system latency, robustness, and optimal control; only by doing so can the full benefits of team play and cooperation be achieved.

4 The Middle-Size Robot League

The RoboCup F2000 League, commonly known also as middle-size robot league, poses a unique combination of research problems, which has drawn the attention of well over 30 research groups world-wide.

4.1 Environment and Robots

The playing environment is designed such that the perceptual and locomotion problems to be solved are reasonably simple, but still challenging enough to ignite interesting research. The field size is currently $9m \times 5m$. The goals have colored walls in the back and on the sides (yellow/blue). The field is surrounded by white walls (50cm height) that carry a few extra markings (squared black markers of 10cm size plus black-and-white logos of sponsors in large letters). A special corner design is used and marked with two green lines. The goal lines, goal area, center line and center circle are all marked with white lines. The ball is dark orange. Illumination of the field is constrained to be within 500 and 1500 lux. Matches are played with teams of four robots, including the goalie.

The robots must have a black body and carry color tags for team identification (light blue/magenta). Quite elaborate constraints exist for robot size, weight, and shape. Roughly, a robot body may be up to about 50cm in diameter and be up to 80cm in height; must weigh less than 80kg; and must have no concavities large enough to take up more than one-third of the ball's diameter. The robots must carry all sensors and actuators on-board; no global sensing system is allowed. Wireless communication is permitted both between robots and between robots and outside computers.

4.2 Research Challenges

The most notable difference from the F180 league is that global vision is not permitted. In a global camera view, all the robots and the ball move, while the goals, the walls and the markings of the field remain fixed. If the moving objects can be tracked sufficiently fast in the video stream, all the positions and orientations are known and a global world model is available. The situation is completely different in F2000, where the cameras on top of the robots are moving through the environment. All the usual directional cameras, and most omnidirectional cameras, can perceive only a small part of the environment. This greatly complicates tasks like finding the ball, self-localizing on the field, locating teammates and opponents, and creating and updating a world model. In addition, the vast majority of F2000 robots are completely autonomous, carrying all sensors and computational equipment onboard, which makes them much larger and heavier. Fast movements are much more difficult to control. These are two of the main reasons why F2000 robots play at much slower speeds than F180 robots.

The difficulties described above exert a strong force to new teams to think about robot design, and repeatedly new teams with new hardware designs have displayed stunning first-time appearances at RoboCup tournaments. This year we had another two examples: CMU Hammerheads from USA and GOLEM from Italy, each of which introduced a new mobile base into the middle-size league. The Hammerheads use a

²At all RoboCup competitions so far, the field has been the size of a table tennis table. The field may be widened for RoboCup 2001.

modified version of the commercially available Cye robot, a differential drive base with a trailer attached to it. The GOLEM robots feature a triangular omnidirectional drive design based on mechatronic wheels, which provided for the best combination of maneuverability and speed the F2000 league has seen so far. The drive design of the GOLEM robots was complemented by the use of only a single sensor: an omnidirectional camera with a custom-made mirror design, which provided the robot with a complete view of the field from virtually every position. The clever combination of these two key design decisions allowed the GOLEM team to apply much simpler techniques for localization and world modeling as well as action selection, which significantly reduced development time.

4.3 RoboCup-2000 Tournament

Fifteen teams participated in the RoboCup-2000 middle-size league tournament. The rules for the middle-size robot league were only marginally changed from last year, which gave teams the opportunity to focus on software improvements rather than the design of new hardware. The play schedule was designed to give all teams ample opportunity to gain practical playing experience, with a total of 57 games. Each team was assigned to one of two groups, with 7 and 8 teams, respectively, for the qualification rounds. Each group played a single round robin schedule, such that each team played at least six or seven games. The four top teams in each group went to the playoff quarterfinals.

In this year's tournament, we had more exciting matches than ever, with quite a number of surprising performances. Most teams had previous tournament experience and showed significant progress over previous play levels. In addition, we had two remarkable newcomers this year, CMU Hammerheads from the United States and GOLEM from Italy, both of which made it to the quarterfinals, a remarkable success, especially for new teams. The other teams reaching the quarterfinals were last year's champion Sharif CE from Iran, RMIT United from Melbourne, Australia, the Osaka University Trackies from Japan, and the three German teams GMD Robots, Bonn, Agilo Robocuppers from Munich, and CS Freiburg. GOLEM, Sharif CE, Trackies, and CS Freiburg qualified for the semifinals. The semifinals and finals matches were the most exciting games in middle size league history, watched by a crowd of more than a thousand enthusiastic spectators. Both the third-place game and the final game took penalty shootouts to determine the winners. Last year's champion Sharif finished 3rd after tying the Trackies 1:1 at full-time and winning the penalty kicks 3:2. The final game between Freiburg and GOLEM was tied 3:3 at full-time. During the penalty shootout, Freiburg first scored three of five penalty kicks. Then, it was GOLEM's turn and they scored the first penalty kick. Excitement was at its peak when they missed the next two. Freiburg defended the next one as well and became the RoboCup-2000 middle size league champion.

4.4 Lessons Learned and Future Developments

When the newcomer team Sharif CE from Iran won last year, many observers attributed their superior performance largely to their new hardware design, which gave them more speed and more maneuverability than most other teams. With the GOLEM team from Italy, we had yet another team with a new mobile platform making it to the finals. Many AI people were concerned that the focus in F2000 would shift mainly to new mechanical designs and hardware work. However, this year CS Freiburg won the championship because of their superior software capabilities; except for slightly redesigned kickers, the hardware design has remained almost the same since the team started out in 1998. Many teams have much faster, more maneuverable robots than Freiburg.

After a year of keeping the rules virtually unchanged, it is now time to think about modifications that promote research particularly in two directions:

- *Making robots more robust and reliable.* Comparatively small changes in the environment often disturb the robots' performances significantly. Reducing the dependency on environmental color coding and to develop fast and robust algorithms for perceptual tasks like object detection, object localization, and object tracking is an essential goal for future research.
- *Enhancing playing skills.* Most robots push or kick the ball with a simple device; only few robots could demonstrate dribbling capabilities, such as taking the ball around an opponent in a controlled manner.

Playing skills can be improved by more thorough application of learning techniques. In addition, we need to relax some of our constraints on robot's form and shape in order to promote the design of innovative ball manipulation devices.

Rule changes to foster research in these directions can be expected for future tournaments.

4.5 CS Freiburg: Middle-Size Champions

After winning RoboCup in 1998 and coming in third in 1999, CS Freiburg won the championship at RoboCup 2000 again. One of the reasons for this success is most probably the accurate and reliable self-localization method based on laser range finders [13]. However, while this was basically enough to win the competition in 1998, it was necessary to work on a number of different problem areas in order to stay competitive. Since 1998, the CS Freiburg team has worked in the areas of

- improving the basic ball handling skills,
- improving the action selection mechanism,
- improving team play, and
- improving sensor data gathering and interpretation.

These points are described in much more detail in another paper [49].

In particular the first point implied some redesign of the hard- and software. Figure 7 shows one of the redesigned CS Freiburg robots with the new kicking device and movable fingers. However, a new kicker and a new way of steering the ball is not enough. It is also necessary to develop basic behaviors that exploit the new hardware and to develop a mechanism for selecting the appropriate behavior in a given situation.



Figure 7: CS Freiburg player mounting SICK LRF, color camera, Libretto laptop, WaveLan wireless ethernet and custom-made new kicking device.

4.5.1 New Tactical Skills: Dribbling and Rebound Shots

For this years competition, the CS Freiburg team put a lot of effort in developing a new set of basic skills to respond to a large number of different game situations. In the following some of the most important skills are described.

To get hold of the ball a player moves to a position behind the ball following a collision-free trajectory generated by a path planning system which constantly (re)plans paths based on the player's perception of the world (*GoToBall*). The system is based on potential fields and uses A^* search for finding its way out of local

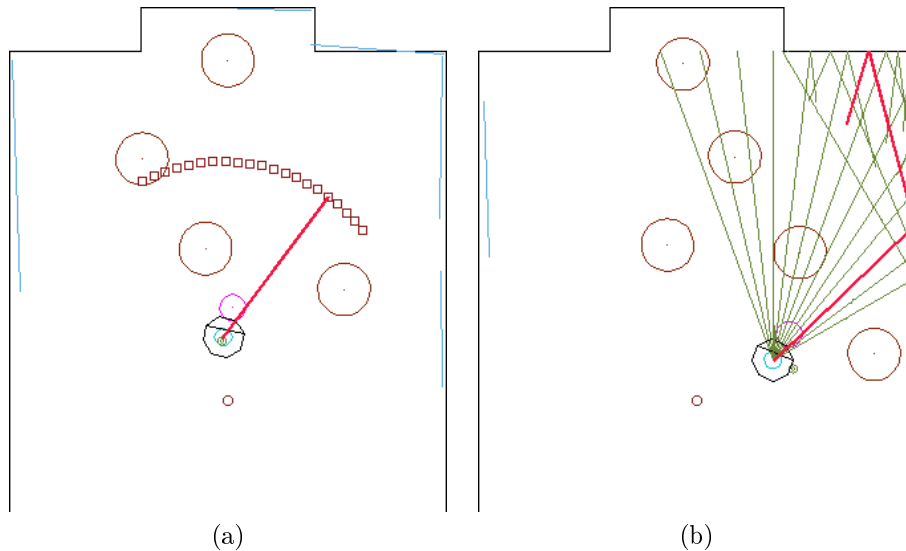


Figure 8: A CS Freiburg players' view of the world while (a) dribbling and (b) ball-passing. Circles denote other robots and the small circle in front of the player corresponds to the ball. Lines almost parallel to the field borders are perceived by the laser range finder. The other lines leading away from the player are evaluated by the skills.

minima. If close to the ball a player approaches the ball in a reactive manner to get it precisely between the fingers while still avoiding obstacles (*ApproachBall*). Once in ball possession, a player turns and moves the ball carefully until facing in a direction which allows for an attack (*TurnBall*). If the player is right in front of the opponent's goal, it kicks the ball in a direction where no obstacles block the direct way to the goal (*ShootGoal*). Otherwise it first heads towards a clear area in the goal and turns sharply just before kicking in case the opponent goalkeeper moved in its way (*MoveShootFeint*). However if obstacles are in the way to the goal, the player tries to dribble around them (*DribbleBall*) unless there is not enough room. In this case the ball is kicked to a position close to the opponent's goal by also considering rebound shots using the walls. In the event of being too close to an opponent or to the field border the ball is propelled away by turning quickly in an appropriate direction (*TurnAwayBall*). If a player gets stuck close to an obstacle it tries to free itself by first moving away slowly and (if this doesn't help) then trying random moves (*FreeFromStall*).

Players fulfilling strategic tasks position themselves following collision-free paths (*GoToPos*) to dynamically determined positions. From these positions the players either search the ball if not visible (*SearchBall*) by rotating constantly or observe it by turning until facing it (*ObserveBall*).

In RoboCup-2000, the CS Freiburg team seemed to be one of the few teams capable of effectively dribbling with the ball and the only one which exploited deliberately the possibility of rebound shots using the walls. Therefore these two skills will be described in more detail.

Figure 8(a) shows a screen-shot of a player's local view while dribbling. In every cycle, potential continuations of the current play are considered. Such continuations are lines to points closer to the opponent's goal within a certain angle range around the robot's heading. All the possible lines are evaluated and the direction of the best line sample is taken as the new desired heading of the robot.

A line is evaluated by assigning it a value which is higher the further it is away from objects, the less turning is necessary for the player, and the closer its heading is to the opponents goal center. Determining the robot's heading this way and adjusting the wheel velocities appropriately in every cycle lets the robot smoothly and safely dribble around obstacles without losing the ball. The CS Freiburg team scored some beautiful goals in this year's tournament after a player had dribbled the ball over the field around opponents along an S-like trajectory. Of course, all this only works because the ball steering mechanism allows for tight control of the ball.

Figure 8(b) shows a screen-shot of a player during ball-passing. For this skill the lines are reflected at

the walls and are evaluated only once to find the best direction in which to kick the ball. A line's value is higher the further away from obstacles it is, the closer its endpoint is to the opponents goal, and the less turning is required for the player to face in the same direction. Using the passing skill the players of the CS Freiburg team were able to play the ball effectively to favorable positions and even to score goals directly. Again, this behavior was only successful because of the new, strong kicking device.

4.5.2 Action Selection: Extended Behavior Networks

One of the critical components in a robotic soccer agent is the action selection mechanism. As the above outline of actions for playing the ball show, a lot of different basic skills have to be taken into account and for each situation an appropriate action has to be chosen. During the development of the CS Freiburg team, a number of different methods have been tried, none of them being completely satisfactory. In this year, extended behavior networks [9] have been adapted to the needs of the CS Freiburg team. This formalism, which had been used in last year's runner-up in the simulation league, has been developed based on Maes' proposal [28]. It modifies Maes' proposal in particular by changing the activation mechanism in a way that the action selection appears to be closer to decision-theoretic planning.

This formalism allows for modular and flexible specification of behaviors and their interactions. In addition, it is possible to adjust tactics to opponents by supporting more defensive or offensive play.

4.5.3 Strategy: Roles and Placement

The CS Freiburg players organize themselves in roles, namely *active*, *support* and *strategic*. While the active player always tries to get and play the ball, the supporting player attempts to assist by positioning itself appropriately. The strategic player always occupies a good defensive position.

Each player constantly calculates its utility to pursue a certain role and communicates the result to its teammates. Based on its own and the received utilities a player decides which role it wants to take. This approach is similar to the one taken by the ART team [4], however, the CS Freiburg players additionally communicate to their teammates which role they are currently pursuing and which role they desire to take. A role can only be taken from another player if the own utility for this role is the best of all players and the robot currently pursuing the role also wants to change its role. Following this strategy makes it less likely that two or more players are pursuing the same role at the same time than assigning rules based on utility values only.

The target positions of the players are determined similarly to the SPAR method of the CMUnited team in the small-size league [44]. From the current situation observed by the robots, a potential field is constructed which includes repulsive forces arising from opponent players and attracting ones from desirable positions, e.g. positions from where the ball is visible. Positions are then selected based on the robot's current role, e.g. the position of the active player is set close to the ball, the supporting player is placed to the side and behind the active one, and the strategic player takes a defensive position which is about half way between the own goal and the ball but behind all opponent players.

4.5.4 Observations

The success of the CS Freiburg team this year can be clearly attributed to the effective team play and the rich set of basic ball handling skills. Being always present at strategically important positions compensated for the comparatively slow robots of the CS Freiburg team. The basic skills enable the robots to move quickly to the ball and offer a variety of different ball-handling actions exploiting the new powerful kicking and ball steering mechanism. As demonstrated, for example, in the game against CS Sharif, the CS Freiburg players did extremely well in getting to the ball and blocking the opponent before it could actually become dangerous.

One of the experiences was that tuning the parameters of the basic skills by hand was a very time consuming job. Therefore, some future work will concentrate on learning methods for parameter adjustment of some of the basic skills.

5 The Simulation League

The RoboCup 2000 competition was the most exciting and most interesting simulation competition so far. As in past years, the competition was run using the publicly available soccer server system [33]. 34 teams from 14 countries met in a round robin competition followed by a double elimination final series. While most of the teams had competed in previous competitions there were several notable new entries, including the eventual champions, FC Portugal who had an exciting 1:0 final with Karlsruhe Brainstormers. The high standard of the competition made for many exciting matches throughout the competition – nearly 25% of final-round games went into overtime, one eventually having to be decided by a coin toss after scoreless overtime lasted the length of two normal matches.

5.1 The RoboCup soccer server

The RoboCup soccer server provides a standard platform for research into multiagent systems. The soccer server simulates the players and field for a 2D soccer match. 22 clients (11 for each team) connect to the server, each client controlling a single player. Every 100ms the Soccer Server accepts commands, via socket communication, from each client. The client sends low level commands (dash, turn or kick) to be executed (imperfectly) by the simulated player it is controlling. Clients can only communicate with each other using an unreliable, low bandwidth communication channel built into the soccer server. The soccer server simulates the (imperfect) sensing of the players, sending an abstracted (objects, e.g. players and ball, with direction, distance and relative velocity) interpretation to the clients every 150ms. The field of view of the clients is limited to only a part of the whole field. The Soccer Server enforces most of the basic rules of (human) soccer including off-sides, corner kicks and goal kicks and simulates some basic limitations on players such as maximum running speed, kicking power and stamina limitations.

An extra client on each team can connect as a “coach”, who can see the whole field and send strategic information to clients when the play is stopped, for example for a free-kick.

The SoccerMonitor connects to the soccer server as another client and provides a 2D visualization of the game for a human audience (see Figure 9). Other clients can connect in the same way to do things like 3D visualization, automated commentary and statistical analysis.

5.2 Research Themes

Many of the research challenges addressed by teams in 2000 came out of problems observed by teams from previous competitions. Two research themes were especially prominent, the first theme being learning and the second being multiagent coordination. Other research areas included improving situational awareness given incomplete and uncertain sensing and high level team specification by human designers.

The first research theme, especially common amongst the successful teams, was learning. Teams adapted techniques like simulated annealing, genetic programming or neural nets to the problem of creating very optimized low level skills such as dribbling (e.g. [39]). Experience has shown that while advanced skills were an essential component of a successful team, building such skills by hand is difficult and time consuming. The skills developed with learning techniques were in some cases superior to the hand developed skills of previous years. Hence, RoboCup has provided a useful, objective example of a case where learning can produce a better outcome than labor intensive programming.

Not all learning research was focused on low-level skills – several teams addressed the problem of how to learn high level strategies. RoboCup provides an interesting domain to investigate such issues because although there is a clearly defined objective function, i.e. win the game, the huge state space, unpredictable opponent, uncertainty, etc. make the problem very challenging. Most approaches learning at a high level layered the learning in some way (a successful approach in the 1999 competition), although the specifics of the learning algorithms varied greatly from neural networks to evolutionary algorithms.

The second major research theme was multiagent coordination. While in previous competitions, a highly skilled team might do reasonably well with “kiddie soccer” tactics, e.g. dribbling directly to goal, so many teams this year had high quality skills that more sophisticated team strategies were required to win games. Conversely, the high quality skills triggered more interest in team strategies because players had the ability to carry them out with some consistency. As well as the learning approach to developing high level strategies,

a variety of human engineered approaches were used (e.g. [31]). A key to many of the approaches was the online coach. The coach was commonly used to analyze the opposition and determine appropriate changes to the team strategy [10]. Other teams developed tools or techniques aimed at empowering human designers to easily specify strategies. Yet, other teams relied on carefully engineered emergent team behavior (e.g. [37]) or dynamic team planning to achieve the desired team behavior.

5.3 RoboCup-2000

RoboCup simulation teams are increasingly complex pieces of software usually consisting of 10,000s of lines of code with specialized components working together in real-time. Handling the complexity is forcing researchers to look critically at agent paradigms not only in terms of the resultant agent behavior but also at the ease with which very complex teams can be developed within that paradigm (and how that should be done).

However, the rapidly increasing complexity of RoboCup simulation agents should not deter new researchers from starting to work with RoboCup. An online team repository currently contains source code or binaries for 29 of the teams that competed in the 1999 World Cup plus many more from previous years. The repository allows new RoboCup participants to quickly get a team going. In fact a number of the top teams in 2000 were developed on top of the freely available code of the 1999 champions, CMUnited-99. The growing code base provides code for interaction with the soccer server, skills, strategies, debugging tools, etc. in a variety of programming languages and paradigms.

The reigning champion team, CMUnited-99, was re-entered unchanged in the 2000 competition to assess the advances made during the year. In 2000 CMUnited-99 finished 4th. In 1999, CMUnited-99's aggregate goals for and against tally was 110-0, while in 2000 the tally was the far more competitive 25-7 (including a 13-0 win). Also interesting was that 4 of 6 of CMUnited-99's elimination-round games went into overtime (resulting in 3 wins and 1 loss). CMUnited-99's record in 2000 shows two things: (i) although they finished fourth several teams were nearly as good and, perhaps, unlucky to lose to them and (ii) the competition was extremely tight. It also indicates just how good CMUnited-99 were in 1999.

As well as the main competition, there were extensive evaluation sessions designed to compare the ability of teams to handle increased sensor and effector uncertainty. The sensor test was a repeat of the test from last year and involved changing the average magnitude of the error in the simulated visual information players received. The effector test was a surprise to the teams and involved changing the average magnitude of the difference between a command sent by a player and what was actually executed. The evaluation session provides a unique opportunity to test a wide variety of agent implementations under identical conditions. Extensive evaluation log-files, providing a large amount of high quality data, are available for analysis.

Despite the advances made in 2000, the RoboCup simulator is far from a solved problem. While high level learning has progressed significantly, learned high level strategies were generally inferior to hand-coded ones – a challenge for 2001 is to have learned strategies outperform hand-coded ones. Using RoboCup simulation as a platform for research into high level multiagent issues is only just starting to emerge, via, for example, use of the online coach. Additionally, as the standard of play gets higher there is both increased interest and use for opponent modeling techniques that can counter complex, previously unseen team strategies. The rapidly increasing complexity of RoboCup software challenges us to continue improving our methods for handling complexity. The advances made and the research areas opened up in 2000 bode well for yet another interesting, exciting competition in 2001.

5.4 FC Portugal: Simulator League Champion

FC Portugal is the result of a cooperative project that started in February 2000, between the Universities of Aveiro and Porto in Portugal. FC Portugal won both the RoboCup 2000 Simulation League European and World championships, scoring a total of 180 goals and conceding none.

CMUnited99 source code[42] was used as a starting point enabling development effort to be focused on more interesting research issues. We have pursued a variety of research threads covering all aspects of RoboCup team development, with the overriding themes being multiagent co-operation and coordination. At the team level, FC Portugal introduces the concept of tactic and incorporates novel algorithms for using flexible, dynamic team formations including the ability for players to dynamically change positionings and

roles. Intelligent communication provides all players with an accurate picture of the world despite the uncertainty and limited field of view enforced by the simulation. At the individual level, interesting aspects of FC Portugal include intelligent perception, qualitative reasoning about action selection through integration of real soccer knowledge and the use of online optimization techniques for low-level skills. Several important development tools were used including a visual debugger (see Figure 9), advanced replay facilities for human developers and a world state error analyzer. Due to space constraints it is not possible to fully explain all the FC Portugal advances in detail. We describe selected features below and refer the interested reader to our longer paper for more details [38].



Figure 9: A screen-shot of the Soccer Server monitor augmented with FC Portugal’s debugging tools.

5.4.1 Team STRATEGY definition and SBSP - Situation Based Strategic Positioning

CMUnited brought the concepts of formation and positioning to RoboSoccer[43, 45] and used dynamic switching of formations as well. FC Portugal extends this concept and introduces the concepts of tactics and player types. FC Portugal’s team strategy is based on a set of tactics to be used in different game situations and a set of player types. Tactics include several formations used for different game-specific situations (defense, attack, goalie free kick, scoring opportunity, etc). Formations are composed of eleven positionings that assign each player a given player type and a base strategic position on the field.

One of the most significant features is the clear distinction between strategic situations (when the agent believes that it is not going to use an active behavior soon) and active situations (ball recovery and ball possession). In strategic situations, players use an SBSP mechanism that adjusts its base strategic position according to the ball position and velocity and player type strategic information. The result is the best strategic position in the field for each player in each situation. Since, at each time, only a few players are usually using active behaviors, SBSP enables the team to move like a real soccer team, keeping the ball well covered while remaining strategically distributed around the field. For active situations—ball possession, ball recovery, and stopped game—decision mechanisms based on the integration of real soccer knowledge are used.

5.4.2 Intelligent Perception and Communication

In a complex domain such as soccer, the multiple sensors of an agent must be coordinated and used in an intelligent way to give the agent the most accurate understanding of the current state of the world possible. Players receive world information via their “vision” system, close range “touch” sensors and “shouted” information from teammates. The soccer server limits the agent’s viewing distance and viewing angle. Hence, at any time there are large parts of the field that the player cannot see. However, the player has a

neck which can be turned independently of its body (within some limits) so it need not be looking in the direction it is moving. In different situations different aspects of the world are more or less important to the player. The server also limits communication between teammates, namely, messages are broadcast over a limited range around the talking player; and players may only hear one message from their teammates each 2 simulation cycles.

FC Portugal's Strategic Looking Mechanism (SLM) intelligently determines the direction the player should turn its neck based on its current information availability and requirements. SLM decides on a direction to look by calculating the utility of each possible direction the agent could look and selecting the direction with the highest utility. The utility is calculated by assessing the areas of the ground where important information is likely to be sensed and for which the agent does not already have the appropriate information. For example, in an attacking situation high utility might be ascribed to looking in the direction of the goal because that information could help determine whether a shot on goal was a good option. FC Portugal agents use communication in order to maintain agents' world states updated by sharing individual knowledge, and to increase team coordination by communicating useful events (e.g. position swap). Players evaluate the utility of talking based on the comparison of assumed teammate knowledge (from received messages) with their own knowledge. It should be noted that hearing a teammate message prevents hearing other messages that might be more useful. FC Portugal agents talk only when they believe that the utility of their communication is higher than those of their teammates.

5.4.3 Kick Optimization

The ability of RoboCup players to kick the ball powerfully and accurately is a valuable asset. However, producing such kicks is not an easy task. To kick, the player issues a command indicating the direction and force with which the ball should be kicked. The resulting ball velocity depends on the position of the ball relative to the player, its previous velocity and the direction of the kick. Acceleration of the ball to a high speed may take several kicks, e.g. to first position the ball appropriately then multiple kicks to accelerate it.

FC Portugal used optimization techniques to create a very good kicking ability based on a succession of basic kicks. The optimization process has two steps that are performed online, during the game, each time players want to kick the ball powerfully. Firstly, random search and simple heuristics are used to generate kick sequences for the given situation (i.e. initial ball position/velocity and desired kick angle/velocity). Kick sequences are evaluated based on final speed, number of basic kicks, and possible opponent interference. Then, hill-climbing search tries to improve the best kick sequence found by random search. This method resulted in flexible, fast kicking skills which provided FC Portugal players a solid basis for executing higher level strategies.

6 RoboCup Rescue

The RoboCup-Rescue Project was newly launched by the RoboCup Federation in 1999. Its objective is as follows.

1. Development and application of advanced technologies of intelligent robotics and artificial intelligence for emergency response and disaster mitigation for the safer social system.
2. New practical problems with social importance are introduced as a challenge of robotics and AI indicating a valuable direction of research.
3. Proposal of future infrastructure systems based on advanced robotics and AI.
4. Acceleration of rescue research and development by the RoboCup competition mechanism.

A simulation project is running at present, and a robotics and infrastructure project will soon start.

In Melbourne, a simulator prototype targeting earthquake disaster was open to the public to start international cooperative research. A real rescue robot competition was proposed to start a new league in 2001.

6.1 Simulation Project

Distributed simulation technology combines the following heterogeneous systems to make a virtual disaster field. (i) *Disaster simulators* model the collapse of buildings, blockage of streets, spread of fire, traffic flow, and their mutual effects. (ii) *Autonomous agents* represent fire brigades, policemen, and rescue parties, all of which act autonomously in the virtual disaster. (iii) The *Simulation Kernel* manages state values and networking of/between the systems. (iv) The *Geographical Information System* gives spatial information to the whole system. (v) *Simulation Viewers* show 2D/3D image of simulation results in real time as shown in Fig. 10.

The RoboCup-Rescue simulation competition will start in 2001. The details are described in papers and a book [47, 21, 48, 17, 35, 46]. The simulator prototype can be downloaded from <http://robomec.cs.kobe-u.ac.jp/robocup-rescue/>.

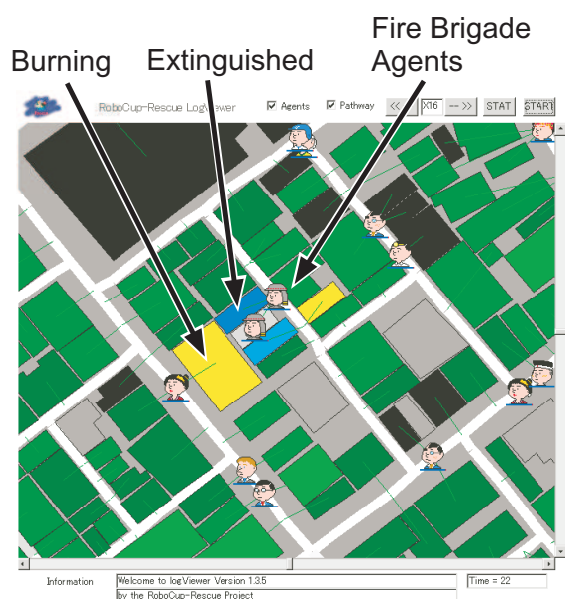


Figure 10: 2D viewer image of RoboCup-Rescue prototype simulator.

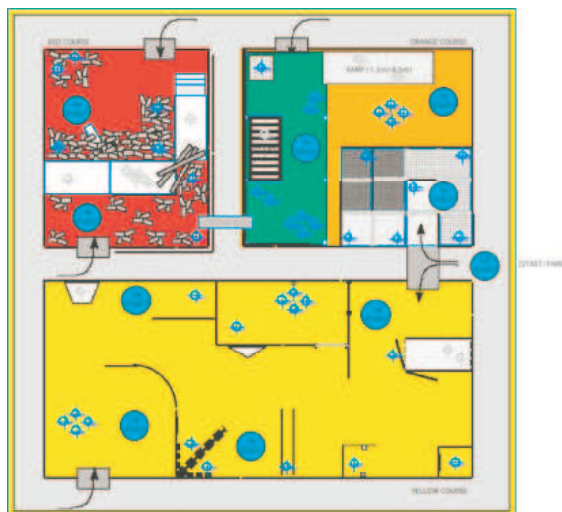


Figure 11: AAI USAR contest field.

6.2 AAI/RoboCup Rescue Robot Competition

A rescue robot competition will start in 2001 in cooperation with AAI. The target is search and rescue of confined people from collapsed buildings such as in earthquake disasters and explosion disasters. In Melbourne, Robin Murphy (USF) demonstrated 2 robots that are developed for real operations.

The large-scale arena of the AAI Urban Search and Rescue (USAR) Contest (Fig. 11) will be used. It consists of three buildings simulating various situations. The easiest building has a flat floor with minimal debris, but the most difficult building includes a 3D maze structure consisting of stairs, debris, etc. with narrow spaces. The details are described on the AAI USAR web page (<http://www.aic.nrl.navy.mil/~schultz/aaai2000/>).

More than other RoboCup competitions, the rules of the 2001 rescue competition will focus on direct technology transfer, specifically to real disaster problems on the basis of the 2000 AAI USAR Contest. For example, practical semi-autonomy with human assistance and information collection for realistic operation are potential competition components.

7 RoboCup Junior

RoboCup Jr. is the educational branch of RoboCup, and it puts emphasis on teaching young people about research and technology by giving them hands-on experience. RoboCup Jr. development was initiated in 1997, and the first public show was at RoboCup'98 in Paris with a demonstration of LEGO Mindstorms robots playing soccer in a big LEGO stadium with rolling commercials, LEGO spectators making the wave, stadium lights, etc. [24] and with children playing with other LEGO robot models. In 1999, during RoboCup'99 in Stockholm, children were allowed to program their own LEGO Mindstorms robots in the morning, and then play tournaments in the afternoon [25]. The fast development of complex robot behaviors was achieved with the Interactive LEGO Football set-up based on a user-guided approach to behavior-based robotics. This activity was refined for RoboCup-euro-2000 in Amsterdam [20], where 10 Dutch and 2 German school groups participated in a one-day tournament.

The RoboCup Jr. 2000 activity in Melbourne, in which a total of 40 groups of children participated, differed from the previous activities in several aspects: (1) children were both building and programming their robots, (2) the development took place during 6-8 weeks prior to the competition, (3) in most cases, the work was done as part of a teaching project in schools, (4) there was a robot sumo competition and a robot dance performance, in addition to the soccer competition.

During previous events, children had no opportunity to build the robots. But educational approaches such as constructionism [36, 23] suggest that the construction of an artifact is important in order to understand the artifact, so RoboCup Jr. 2000 allowed children to both build and program the robots. This endeavor was facilitated by the use of LEGO Mindstorms robots, partly because this tool allows for easy assembly of robots, and partly because most children are familiar with LEGO. The tasks were designed so that the simple sensors and actuators are sufficient, but a few children from the more advanced technical classes made their own sensors, and integrated them with the LEGO Mindstorms control unit.

There were three different events during RoboCup Jr. 2000, namely the Dance-Performance Event for students up to 12 years of age (Primary), the Converging Robot Race (Sumo) for students up to 14 years of age (Years 7 and 8), and RoboCup Jr 2000 Soccer for students of 14 to 18 years of age (Years 7 - 12). We put special emphasis on broadening RoboCup Jr. from being a purely competitive event to include the cooperative event of a robot dance/parade. In previous years, and during RoboCup Jr. 2000, we found the competitive robot soccer event to result in a gender bias towards boys. This bias is not surprising, since the robot soccer event promotes soccer, technology, vehicles, and competition, and we often find that boys are more enthusiastic about these subjects than girls. We did not perform any rigorous scientific gender studies, but our experience from many events gave a clear picture of a gender bias. We therefore introduced the dance/parade, in order to address other issues, such as cooperation, context construction, and performance. Indeed, more than 50% of the participants who signed up for the robot dance/performance event were girls.

Each participating team had 3 minutes for the robot dance/performance. The teams designed the robots; designed the environment in which the robots danced; programmed the robots to perform; and made a music cassette with the appropriate music for the performance. Many of the teams also designed their own clothes to match the robots and the environment, and many teams designed clothes for the robots. There was no limitation to the hardware (any robot can be used), but during RoboCup Jr. 2000, all participating teams chose to use LEGO Mindstorms. The performing robots included a Madonna look-alike, a disco-vampire, a dragon on the beach, and four feather-dressed dancers. Ten teams participated in the Dance/Performance Event, and prizes were given for best dressed robot, best programming, best choreography, most entertaining (best smile value), best team T-shirt design, best oral presentation by participants to judges, and creativity of entry.

The RoboCup Jr. soccer game had 20 participating teams. Each team built one or two robots (in all cases from LEGO Mindstorms) to play on a field of approximately 150cm \times 90cm. The floor of the field is a gradient from black to white, which allows the robots to detect position along one of the axes by measuring reflection from the floor with a simple light sensor. The ball used in the finals was an electronic ball produced by EK Japan (see [25]). The ball emits infrared that can be detected with very simple, off the shelf LEGO sensors. Bellarine Secondary College won the final by drawing 3-3 and winning on golden-goal, after being down 3-0 at half time.

The success of the RoboCup Jr. 2000 event was to a large degree due to the involvement of very

enthusiastic local teachers and toy/hardware providers, who promoted and designed the event in collaboration with the researchers. The local teachers were able to incorporate the RoboCup Jr. project in their curricula. Involvement of local teachers seems crucial for the success of such events. In the future, RoboCup Jr. will make an effort to promote national and local competitions, apart from the big events at the yearly RoboCup. Figure 12 shows images from this year's event.



Figure 12: Images of the RoboCup Jr. events

8 Humanoid Robot Demonstration

The RoboCup humanoid league will start in 2002 towards the final goal of RoboCup, which is to beat the human World Cup soccer champion team with a team of eleven humanoid robots by 2050. This league will be much more challenging than the existing ones because the dynamic stability of robots walking and running will need to be handled.

The main steps of such development will be: (i) building an autonomous biped able to walk alone on the field; (ii) locomotion of this biped, including straight-line movement, curved movement, and in-place turns; (iii) identification of the ball, the teammates, and the opponents; (iv) kicking, passing, shooting, intercepting, and throwing the ball; (v) acquisition of cooperative behavior (coordination of basic behaviors such as passing and shooting); and (vi) acquisition of team strategy.

Although items (iii)–(vi) are already addressed in the existing leagues, the humanoid league has its own challenges related to handling the ball with feet and hands.

At RoboCup-2000, the humanoid demonstration was held with four characteristic humanoids. Figure 13 shows these four humanoids, pictured from left to right. Mark-V, on the left is from Prof. Tomiyama's group at Aoyama Gakuin University. Mark-V showed its ability to walk and kick a ball into a goal. Second from the left is PINO from the Kitano Symbio Project, Japan. PINO demonstrated walking and waving his hand to say "Good Bye!" Second from the right is Adam from LRP, France. Adam walked 100 cm in a straight line autonomously and was also controlled by an off-board computer. On the right is Jack Daniel from Western Australia University. Jack demonstrated a walking motion while suspended in the air.

These humanoids are still under development. At RoboCup-2001 we expect to see more humanoids with improved walking and running and also some new capabilities.

9 RoboCup Workshop and Challenge Awards

There is no doubt that RoboCup is an exciting event: the matches are thrilling to watch and the robots and programs are fun to design and build. Even so, RoboCup is fundamentally a *scientific* event. It provides a motivating and an easy to understand domain for serious multiagent research. Accordingly, the RoboCup



Figure 13: Four humanoids demonstrated at RoboCup-2000

Workshop, which is held each year in conjunction with the Robot Soccer World Cup, solicits the best work from participating researchers for presentation.

The RoboCup-2000 Workshop was held in Melbourne, adjacent to the exhibition hall where the competitions were staged. This year 20 papers were selected for full presentation and an additional 20 were selected for poster presentation from over 60 submissions. Paper topics ranged from automated intelligent sportscaster agents to motion planners and vision systems. The Workshop was attended by over 200 international participants.

The number of high-quality submissions to the RoboCup Workshop continues to grow steadily. To highlight the importance of the scientific aspects of RoboCup, and to recognize the very best papers, the workshop organizers nominated four papers as challenge award finalists. The challenge awards are distinctions that are given annually to the RoboCup-related research that shows the most potential to advance their respective fields. The finalists were:

- *A localization method for a soccer robot using a vision-based omni directional sensor* by Carlos Marques and Pedro Lima [29].
- *Behavior classification with self-organizing maps* by Michael Wünnstel, Daniel Polani, Thomas Uthmann and Jürgen Perl [51].
- *Communication and coordination among heterogeneous mid-size players: ART99* by Claudio Castelpetra, Luca Iocchi, Daniele Nardi, Maurizio Piaggio, Alessandro Scalso and Antonio Sgorbissa [4].
- *Adaptive path planner for highly dynamic environments* by Jacky Baltes and Nicholas Hildreth [2].

These presentations were evaluated by a panel of judges who attended the presentations based on the papers themselves, as well as the oral and poster presentations at the workshop. This year two awards were given: The scientific challenge award was given to Wünnstel, *et al.* for their work on applying self-organizing maps to the task of classifying spatial agent behavior patterns; the engineering challenge award was given to Marques and Lima for their contribution to sensing and localization.

We expect that Workshop will continue to grow. In future years we may move to parallel tracks so that more presentations will be possible.

9.1 Scientific Challenge Award

The RoboCup-2000 Scientific Challenge Award went to [51] for its contribution of a method for using Self-Organizing Maps to classify and structure spatio-temporal data. The goal of the work was to develop a method to detect characteristic features of trajectories. It was used to analyze the behaviors exhibited by

RoboCup players during tournament games. The games took place in simulation using the soccer server, so the complete game data were available as log files. The actions of Robocup players are then analyzed on a purely behavioral level, i.e. no knowledge about implementation or inner states of the agents is used. Here an outline of the method is given. For details of the method, the reader is referred to the original paper.

The model introduced in that paper is based on *Kohonen’s Self-Organizing Map* [19] (SOM). The SOM is a data analysis method inspired by the structure of certain cortex types in the mammal brain. It is able to identify clusters in high-dimensional data and to project (“map”) those data to a two-dimensional grid respecting their “topology,” i.e. their neighborhood structure which allows an intuitive visualization. The mapping and the visualization capability is an advantage of the SOM as compared to standard statistical methods; in particular, the SOM is not just useful for separating different clusters, but it also resolves the inner structure of the clusters. Mathematically it is related to the principal surface models for data distributions known from statistics [40], though, unlike the SOM, the latter are not designed to handle data sets decomposing into different clusters.

In the SOM model, there exist two spaces: the (typically) high-dimensional data space and the space of SOM units, having a function similar to the codebook vectors of vector quantization. Unlike in vector quantization, however, the SOM units are typically organized in a two-dimensional grid, representing a topological, i.e. neighborhood, relation between the units.

For a trained SOM, each data point from the high-dimensional space is projected onto an element of the two-dimensional SOM grid. Every SOM unit represents a vector in the high-dimensional data space, such that the SOM can be viewed as an embedding of the two-dimensional SOM grid into the high-dimensional data space. Neighboring units typically represent neighboring regions in the original data space. In turn, a data point from the high-dimensional space can be projected to that unit in the low-dimensional grid whose code vector is closest to the original point.

One of the questions addressed in the paper is the representation of trajectories of individual players and of players interacting with the ball. There are different approaches to represent trajectories adequately to be able to analyze them with SOMs. One method is to project every state of the original trajectory to the corresponding SOM unit and to examine the resulting trajectory on the SOM grid in a fashion similar to the trace of a elementary particle in a cloud chamber [16]. One can then for instance compare the order of activated units with some reference order. This method has also been used successfully for example in [3] to recognize instances of a theme in a piece of music of J.S. Bach. It has also been used in speech recognition to trace the order of phonemes [18, 30]. These are static SOM models of trajectories in the sense that the SOM units only represent certain states and the data space trajectories are transformed into a trajectory on the SOM grid. A different representation has been used by Chappell and Taylor [5] who used Leaky Integrator Units. These units can store the units’ activations for a while and therefore are able to represent temporal information. The method presented in [50], however, adopts a dynamic view of the trajectory representation. It does not attribute just a single state to an SOM unit; instead each unit stores a trajectory slice containing several successive states. Therefore, in this model the mapping performed by the SOM training does not just project the “static” state space but the space of trajectory slices onto the SOM grid and thus provides a mapping of the dynamic structure of the original trajectories.

In the paper discussed here we use a method which we labeled *spatially focused representation* (SFR). Here we consider a trajectory as a simple sequence of spatial data: The time intervals are fixed and discrete and the spatial data are continuous. An agent trajectory in a RoboCup simulation consists of a sequence of agent positions on the two-dimensional soccer field, one for each discrete simulation time step. The trajectory is split into windows of short length (6 time steps in the current case). The difference vectors of the agent positions in two successive time steps are calculated (giving 5 difference vectors in the current example). This sequence of difference vectors is now concatenated, resulting in a combined vector (10-dimensional in the example). A complete player trajectory is thus transformed into a set of trajectory slices represented as a sequence of position difference vectors which, in turn, is combined into a single larger vector (the *SFR vector*) for every slice. The SOMs are then trained in the standard fashion using the SFR vectors as training data.

After the SOM is trained, each SOM unit represents a trajectory slice (similar to a codebook vector of vector quantization); due to the topology preservation property of the SOMs, units representing similar trajectory slices denoting similar agent micro-behaviors are typically grouped together on the SOM grid.

This yields coarse clusters indicating distinct fundamental trajectory patterns (which belong to different behavior types); on the other hand also the inner structure of these pattern clusters is mapped to the SOM grid respecting the neighborhood structure as far as possible. It is then possible to study the trajectory projections onto the SOM grid that are generated by given players. Doing so for players from different RoboCup teams is able to reveal significant differences in the micro-behaviors of the respective players.

The paper extends the method to handle interactions between a player and the ball (this is a special case of a more general two-agent or two-object interaction). For this the SFR vectors have to be extended to the so-called *enhanced spatially focused representation* (ESFR) vectors which combine two simultaneous trajectories (of one player and the ball) and thus examine the player-ball interactions. The data representation is similar to SFR. In addition to the differences between the agent positions at successive time steps in SFR, ESFR includes the difference vectors between player and ball at the different time steps in the vector representation. The ESFR vectors are used to train the SOM. The resulting SOMs then create a map of the short-term (micro-)interaction between player and ball which is e.g. able to display significant differences in ball-handling behavior by players from different teams.

As an example, the left and middle plots of Figure 14 show the classification for different types of combined player-ball behavior as found by the SOM, the dots representing behavior patterns found. For instance, region VI (the large central region) represents dribbling behavior where the ball is carried alongside the player. A typical representative of such behavior is shown in the right subfigure of Fig. 14, where the ball (lower path) is led by a player (upper path) to the right towards the opponent goal.




Figure 14: The left and middle subfigures show a classification of different types of combined player-ball behavior as found by the SOM. The right subfigure shows a typical representative of such combined behavior from region VI of the left and middle plots (ball is dribbled alongside the player).

Applied to concrete players, the results for a Carnegie Mellon United (CMU) 1999 player are shown in the center plot and for a Mainz Rolling Brains (MRB) 1999 player in the right one. The different handling behaviors are very clearly reflected in the significantly distinct dot patterns. The alongside dribbling (region VI) is mostly carried out by the CMU players, while a different type of dribbling, carrying the ball in front of the player (region VII) is predominantly performed by the MRB players. This is one illustrative example showing clearly that the SOM is able to resolve different playing styles. For further details and results of the behavior classification method the interested reader is referred to [50].

9.2 Engineering Challenge Award

The navigation system is perhaps the most important sub-system of a mobile robot. In many applications, especially those concerning indoors well-structured environments, one important feature of the navigation system concerns the ability of the robot to self-localize, i.e., to autonomously determine its position and orientation (posture). Once a robot knows its posture, it is capable of following a pre-planned virtual

path or stabilizing its posture smoothly[8]. If the robot is part of a cooperative multi-robot team, it can also exchange the posture information with its teammates so that appropriate relational and organizational behaviors are established[22]. In robotic soccer, these are crucial issues. If a robot knows its posture, it can move towards a desired posture (e.g., facing the goal with the ball in between). It can also know its teammates' postures and prepare a pass, or evaluate the game state from the team locations.

An increasing number of teams participating in RoboCup's middle-size league is approaching the self-localization problem. The proposed solutions are mainly distinguished by the types of sensors used: Laser Range Finders (LRFs), vision-based omni-directional sensors, or single frontal camera. LRFs require walls surrounding the soccer field to acquire the field border lines and correlate them with the field rectangular shape to determine the team postures. Should the walls be removed, the method becomes not applicable.

The Engineering Challenge Award winning paper of the RoboCup 2000 Workshop [29] describes an algorithm that determines the posture of a middle-size league robot, with respect to a given coordinate system, from the observation of natural landmarks of the soccer field, such as the field lines and goals, as well as from *a priori* knowledge of the field geometry. Even though the intersection between the field and the walls is also currently used, the wall replacement by the corresponding field lines would not change the algorithm. The algorithm is a particular implementation of a general method applicable to other well-structured environments, also introduced in [29].

The landmarks are processed from an image taken by an omni-directional vision system, based on a camera plus a convex mirror designed to obtain (by hardware) the soccer field bird's eye view, thus preserving the field geometry in the image. This mirror, although developed independently, was first introduced in [14]. The image green-white-green color transitions over a pre-determined number of circles centered with the robot are collected as the set of *transition pixels*. The Hough Transform is applied to the set of transition pixels in a given image, using the normal representation of a line[12]

$$\rho = x_i^t \cdot \cos(\phi) + y_i^t \cdot \sin(\phi), \quad (1)$$

where (x_i^t, y_i^t) are the image coordinates of transition pixel p^t and ρ, ϕ the line parameters. The q ($q = 6$ in this application) straight lines $(\rho_1, \phi_1), \dots, (\rho_q, \phi_q)$ corresponding to the top q accumulator cells in Hough space are picked and, for all pairs $\{(\rho_j, \phi_j), (\rho_k, \phi_k), j, k = 1, \dots, q, j \neq k\}$ made out of the those q straight lines the following distances in Hough space are computed:

$$\Delta\phi = |\phi_j - \phi_k| \quad (2)$$

$$\Delta\rho = |\rho_j - \rho_k|. \quad (3)$$

Note that a small $\Delta\phi$ denotes almost parallel straight lines, while $\Delta\rho$ is the distance between 2 parallel lines. The $\Delta\phi$ and $\Delta\rho$ values are subsequently classified by *relevance functions* which, based on the knowledge of the field geometry, will filter out lines whose relative orientation and/or distances do not match the actual field relative orientation and/or distances. The remaining lines are correlated, in Hough space, with the geometric field model, so as to obtain the robot posture estimate. An additional step must be taken to disambiguate the robot orientation. In the application to a soccer robot, the ambiguity is due to the soccer field symmetry. The goal colors are used to remove such ambiguity.

Currently, the algorithm has been implemented in C and runs on a Pentium 233MHz with 64MB of RAM in less than 0.5 second. It is used by each of the ISocRob team robots to obtain their self-localization during a game after either a pre-determined timeout has expired and/or more than a pre-determined number of bumps was sensed by the robot (see Figure 15). The algorithm is part of each robot navigation system, but it is also used by the robot to share information with its teammates regarding team postures and ball location. The navigation system includes a guidance control algorithm which relies on odometry most of the time, but odometry is reset whenever the self-localization algorithm runs.

A similar method has been proposed by Iocchi and Nardi[15] for soccer robots too. Their method also matches the observed field lines with a 2-D field model in the Hough space. However, as only a single frontal camera is used, their approach considers lines detected locally, rather than a global field view, and requires odometry to remove ambiguities. The Agilo team[41], also proposes a vision-based approach to the self-localization problem. A single frontal camera is used to match a 3-D geometric model of the field with the border lines and goals line segments in the acquired image. Only a partial field view is used in this

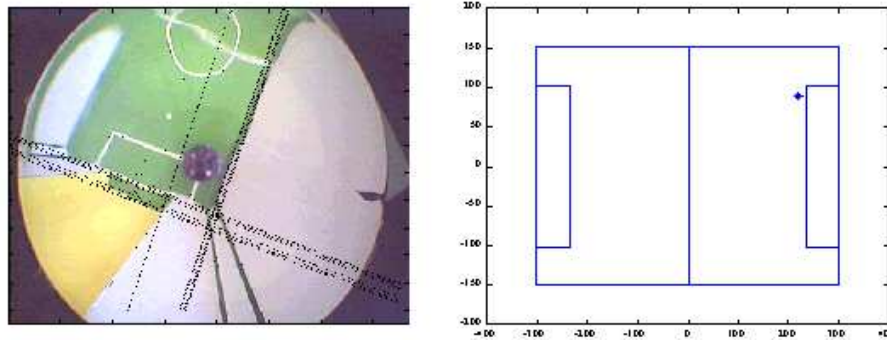


Figure 15: Self-localization results: on the left, the actual image. On the right, the determined position in the field geometric model.

method. Several teams use a vision-based omni-directional hardware system, but only for tracking the ball and the markings on opposing robots[27, 32, 26].

10 Conclusion

RoboCup-2000 showed many advances, both in the existing competition leagues and in the introduction of several new events. The participation and attendance were greater than ever, with about 500 participants and more than 5,000 spectators.

RoboCup-2001 is going to be held in the United States for the first time. It will run from August 2nd through August 10th, 2001 in Seattle co-located with the International Joint Conference of Artificial Intelligence (IJCAI-2001). RoboCup-2001 will include a 2-day research forum with presentations of technical papers, and all competition leagues: soccer simulation; RoboCup rescue simulation (for the first time); small-size robot (F180); middle-size robot (F2000); four-legged robot; and RoboCup rescue robot in conjunction with the AAAI robot competition (for the first time). It will also include a RoboCup Jr. symposium including 1 on 1 robot soccer and robot dancing competitions, and other educational events for middle-school and high-school children. Finally, RoboCup-2001 will include an exhibition of humanoid robots.

For more information, please visit: <http://www.robocup.org>.

Acknowledgements

RoboCup-2000 was sponsored by Sony, SGI, FujiXerox, Australon, and RMIT University. The sections of this article reflect the work of the indicated authors along with Claude Sammut, Son Bao Pham, and Darren Ibbotson (UNSW team); Tamas Nagy and Pritam Ganguly (Cornell Team); Steffen Gutmann and Bernhard Nebel (CS Freiburg team); Luis Paulo Reis (FC Portugal Team); Tomoichi Takahashi and the RoboCup-Rescue team (rescue); Dominique Duhaut (humanoid); Michael Wünnstel, Thomas Uthmann and Jürgen Perl (scientific challenge); and Carlos Marques (engineering challenge).

References

- [1] Minoru Asada, Manuela M. Veloso, Milind Tambe, Itsuki Noda, Hiroaki Kitano, and Gerhard K. Kraetzschmar. Overview of RoboCup-98. *AI Magazine*, 21(1), 2000.

- [2] Jacky Baltes and Nicholas Hildreth. Adaptive path planner for highly dynamic environments. In Peter Stone, Tucker Balch, and Gerhard Kraetzschmar, editors, *RoboCup-2000: Robot Soccer World Cup IV*. Springer Verlag, Berlin, 2001. To appear.
- [3] Otvio Augusto S. Carpinheiro. A hierarchical self-organizing map model for sequence recognition. *Neural Processing Letters*, 9:1–12, 1999.
- [4] Claudio Castelpietra, Luca Iocchi, Daniele Nardi, Maurizio Piaggio, Alessandro Scalso, and Antonio Sgorbissa. Communication and coordination among heterogeneous mid-size players: ART99. In Peter Stone, Tucker Balch, and Gerhard Kraetzschmar, editors, *RoboCup-2000: Robot Soccer World Cup IV*. Springer Verlag, Berlin, 2001. To appear.
- [5] Geoffrey J. Chappell and John G. Taylor. The temporal Kohonen map. *Neural Networks*, 6:441–445, 1993.
- [6] Silvia Coradeschi, Lars Karlsson, Peter Stone, Tucker Balch, Gerhard Kraetzschmar, and Minoru Asada. Overview of RoboCup-99. *AI Magazine*, 21(3), 2000.
- [7] Raffaello D’Andrea, Jin-Woo Lee, Andrew Hoffman, Aris Samad-Yahaja, Lars Creman, and Thomas Karpati. Big red: The cornell small league robot soccer team. In M. Veloso, E. Pagello, and H. Kitano, editors, *RoboCup-99: Robot Soccer World Cup III*. Springer Verlag, Berlin, 2000.
- [8] C. Canudas de Wit, B. Siciliano, and G. Bastin, editors. *Theory of Robot Control*. CCE Series. Kluwer, 1996.
- [9] Klaus Dorer. Behavior networks for continuous domains using situation-dependent motivations. In *Int. Joint Conference on Artificial Intelligence (IJCAI’99)*, pages 1233–1238, 1999.
- [10] Tetsuya Esaki, Taku Sakushima, Shinji Futamase, Nobuhiro Ito, Tomoichi Takahashi, Wei Chen, and Koichi Wada. Kakitsubata team description. In Peter Stone, Tucker Balch, and Gerhard Kraetzschmar, editors, *RoboCup-2000: Robot Soccer World Cup IV*, Berlin, 2001. Springer Verlag. To appear.
- [11] M. Fujita, M. Veloso, W. Uther, M. Asada, H. Kitano, V. Hugel, P. Bonnin, J. C. Bouramou, and P. Blazevic. Vision, strategy, and localization using the sony legged robots at robocup-98. *AI magazine*, 21(1):45–56, 2000.
- [12] R. Gonzalez and R. Woods. *Digital Image Processing*. Addison-Wesley, 1992.
- [13] Jens-Steffen Gutmann, Thilo Weigel, and Bernhard Nebel. Fast, accurate, and robust self-localization in polygonal environments. In *Proceedings of the International Conference on Intelligent Robots and Systems (IROS’99)*. IEEE/RSJ, 1999.
- [14] R. A. Hicks and R. Bajcsy. Reflective surfaces as computational sensors. In *CVPR’99, Workshop on Perception for Mobile Agents*, 1999.
- [15] L. Iocchi and D. Nardi. Self-localization in the RoboCup environment. In M. Veloso, E. Pagello, and H. Kitano, editors, *RoboCup-99: Robot Soccer World Cup III*. Springer Verlag, Berlin, 2000.
- [16] D. James and R. Miikkulainen. Sardnet: a selforganizing feature map for sequences. In G. Tesauro, D. S. Touretzky, and T. K. Leen, editors, *Proceedings of the Advances in Neural Information Processing Systems*, volume 7. Morgan Kaufmann, 1995.
- [17] Toshiyuki Kaneda, Fumitoshi Matsuno, Hironao Takahashi, Takeshi Matsui, Masayasu Atsumi, Michinori Hatayama, Kenji Tayama, Ryouyusuke Chiba, and Kazunori Takeuchi. Simulator complex for RoboCup-Rescue simulation project – as test-bed for multi-agent organizational behavior in emergency case of large-scale disaster. In Peter Stone, Tucker Balch, and Gerhard Kraetzschmar, editors, *RoboCup-2000: Robot Soccer World Cup IV*. Springer Verlag, Berlin, 2001. To appear.
- [18] Jari Kangas. *On the Analysis of Pattern Sequences by Self-Organizing Maps*. PhD thesis, Helsinki University of Technology, Espoo, Finland, 1994.

- [19] Teuvo Kohonen. *Self-Organization and Associative Memory*, volume 8 of *Springer Series in Information Sciences*. Springer-Verlag, Berlin, Heidelberg, New York, 3rd edition, may 1989.
- [20] B. Kröse, R. Bogaard, and N. Hietbrink. Programming robots is fun: RoboCup jr. 2000. In *Proceedings of Belgium-Netherlands AI Conference 2000*, 2000.
- [21] Yoshitaka Kuwata and Atsushi Shinjoh. Design of RoboCup-Rescue viewers — toward a real world emergency system. In Peter Stone, Tucker Balch, and Gerhard Kraetzschmar, editors, *RoboCup-2000: Robot Soccer World Cup IV*. Springer Verlag, Berlin, 2001. To appear.
- [22] P. Lima, R. Ventura, P. Aparício, and L. Custódio. A functional architecture for a team of fully autonomous cooperative robots. In M. Veloso, E. Pagello, and H. Kitano, editors, *RoboCup-99: Robot Soccer World Cup III*. Springer Verlag, Berlin, 2000.
- [23] H. H. Lund. Robot soccer in education. *Advanced Robotics Journal*, 13(8):737–752, 1999.
- [24] H. H. Lund, J. A. Arendt, J. Fredslund, and L. Pagliarini. Ola: What goes up, must fall down. *Journal of Artificial Life and Robotics*, 4(1), 1999.
- [25] H. H. Lund and L. Pagliarini. RoboCup jr. with lego mindstorms. In *Proceedings of Int. Conf. On Robotics and Automation (ICRA2000)*, NJ, 2000. IEEE Press.
- [26] E. Pagello M. Piaggio, A. Chella, G. Clemente, R. Cassinis, A. Bonarini, G. Adorni, and D. Nardi. Azzurra robot team - art. In M. Veloso, E. Pagello, and H. Kitano, editors, *RoboCup-99: Robot Soccer World Cup III*. Springer Verlag, Berlin, 2000.
- [27] C. Machado, I. Costa, S. Sampaio, and F. Ribeiro. Robot football team from minho university. In M. Veloso, E. Pagello, and H. Kitano, editors, *RoboCup-99: Robot Soccer World Cup III*. Springer Verlag, Berlin, 2000.
- [28] Pattie Maes. Situated agents can have goals. In Pattie Maes, editor, *Designing Autonomous Agents: Theory and Practice from Biology to Engineering and Back*, pages 49–70. MIT Press, Cambridge, MA, 1990.
- [29] C. Marques and P. Lima. A localization method for a soccer robot using a vision-based omni-directional sensor. In Peter Stone, Tucker Balch, and Gerhard Kraetzschmar, editors, *RoboCup-2000: Robot Soccer World Cup IV*. Springer Verlag, Berlin, 2001. To appear.
- [30] Frank Mehler. *Selbstorganisierende Karten in Spracherkennungssystemen*. Dissertation, Institut für Informatik, Johannes Gutenberg-Universität Mainz, October 1994.
- [31] Jan Murray, Oliver Obst, and Frieder Stolzenburg. Towards a logical approach for soccer agents engineering. In Gerhard Kraetzschmar Peter Stone, Tucker Balch, editor, *RoboCup-2000: Robot Soccer World Cup IV*, LNAI. Springer, Berlin, Heidelberg, New York, 2001. To appear.
- [32] T. Nakamura, K. Terada, H. Takeda, A. Ebina, and H. Fujiwara. Team description of the RoboCup-NAIST. In M. Veloso, E. Pagello, and H. Kitano, editors, *RoboCup-99: Robot Soccer World Cup III*. Springer Verlag, Berlin, 2000.
- [33] Itsuki Noda, Hitoshi Matsubara, Kazuo Hiraki, and Ian Frank. Soccer server: A tool for research on multiagent systems. *Applied Artificial Intelligence*, 12:233–250, 1998.
- [34] Itsuki Noda, Shóji Suzuki, Hitoshi Matsubara, Minoru Asada, and Hiroaki Kitano. RoboCup-97: The first robot world cup soccer games and conferences. *AI Magazine*, 19(3):49–59, Fall 1998.
- [35] Masayuki Ohta. RoboCup-Rescue simulation: in case of fire fighting planning. In Peter Stone, Tucker Balch, and Gerhard Kraetzschmar, editors, *RoboCup-2000: Robot Soccer World Cup IV*. Springer Verlag, Berlin, 2001. To appear.

- [36] S. Papert. Constructionism: A new opportunity for elementary science education. A proposal to the National Science Foundation, 1986.
- [37] M. Prokopenko, M. Butler, and T. Howard. On emergence of scalable tactical and strategic behaviour. In Peter Stone, Tucker Balch, and Gerhard Kraetzschmar, editors, *RoboCup-2000: Robot Soccer World Cup IV*, Berlin, 2001. Springer Verlag. To appear.
- [38] Luis Paulo Reis and Nuno Lau. Fc portugal team description: Robocup 2000 simulation league champion. In Peter Stone, Tucker Balch, and Gerhard Kraetzschmar, editors, *RoboCup-2000: Robot Soccer World Cup IV*. Springer Verlag, Berlin, 2001. To appear.
- [39] M. Riedmiller, A. Merke, D. Meier, A. Hoffmann, A. Sinner, O. Thate, and R. Ehrmann. Karlsruhe brainstormers - a reinforcement learning approach to robotic soccer. In Peter Stone, Tucker Balch, and Gerhard Kraetzschmar, editors, *RoboCup-2000: Robot Soccer World Cup IV*, Berlin, 2001. Springer Verlag. To appear.
- [40] Helge Ritter, Thomas Martinetz, and Klaus Schulten. *Neural Computation and Self-Organizing Maps: An Introduction*. Addison-Wesley, Reading, MA, 1992.
- [41] T. Scmitt, M. Klupsch, R. Hanek, and T. Bandlow. Agilo RoboCuppers: RoboCup team description. In M. Veloso, E. Pagello, and H. Kitano, editors, *RoboCup-99: Robot Soccer World Cup III*. Springer Verlag, Berlin, 2000.
- [42] P. Stone, P. Riley, and M. Veloso. Cmunited-99 source code. Accessible from <http://www.cs.cmu.edu/~pstone/RoboCup/CMUnited99-sim.html>, 1999.
- [43] P. Stone and M. Veloso. Task decomposition, dynamic role assignment, and low bandwidth communication for real-time strategic teamwork. *Artificial Intelligence*, 110(2):241–273, June 1999.
- [44] P. Stone, M. Veloso, and P. Riley. CMUnited-98: Robocup-98 simulator world champion team. In M. Asada and H. Kitano, editors, *RoboCup-98: Robot Soccer World Cup II*, Lecture Notes in Artificial Intelligence. Springer-Verlag, Berlin, Heidelberg, New York, 1999.
- [45] Peter Stone. *Layered Learning in Multi-agent systems*. PhD thesis, Carnegie Mellon University, Computer Science Department, 1998.
- [46] Satoshi Tadokoro and Hiroaki Kitano, editors. *The RoboCup-Rescue: A challenge for emergency search & rescue at large-scale disasters*. Kyoritsu Publ., 2000. (in Japanese).
- [47] Satoshi Tadokoro, Hiroaki Kitano, Tomoichi Takahashi, Itsuki Noda, Hitoshi Matsubara, Atsuhiko Shinjoh, Tetsuya Koto, Ikuo Takeuchi, Hironao Takahashi, Fumitoshi Matsuno, Mitsuo Hatayama, Jun Nobe, and Susumu Shimada. The robocup-rescue project: A robotic approach to the disaster mitigation problem. In *Proc. IEEE International Conference on Robotics and Automation*, 2000.
- [48] Tomoichi Takahashi, Ikuo Takeuchi, Tetsuhiko Koto, Satoshi Tadokoro, and Itsuki Noda. RoboCup-Rescue disaster simulator architecture. In Peter Stone, Tucker Balch, and Gerhard Kraetzschmar, editors, *RoboCup-2000: Robot Soccer World Cup IV*. Springer Verlag, Berlin, 2001. To appear.
- [49] Thilo Weigel, Markus Dietl, Burkhard Dümmler, Jens-Steffen Gutmann, Kornel Marko, Klaus Müller, Bernhard Nebel, and Maximilian Thiel. The CS Freiburg team. In T. Balch P. Stone, G. Kraetzschmar and H. Kitano, editors, *RoboCup-2000: Robot Soccer World Cup IV*, Lecture Notes in Artificial Intelligence. Springer-Verlag, Berlin, Heidelberg, New York, 2001. To appear.
- [50] Michael Wunstel, Daniel Polani, Thomas Uthmann, and Jrgen Perl. Behavior classification with self-organizing maps. In Peter Stone, Tucker Balch, and Gerhard Kraetzschmar, editors, *RoboCup-2000: Robot Soccer World Cup IV*. Springer Verlag, Berlin, 2001. To appear.
- [51] Michael Wünstel, Daniel Polani, Thomas Uthmann, and Jürgen Perl. Behavior classification with self-organizing maps. In Peter Stone, Tucker Balch, and Gerhard Kraetzschmar, editors, *RoboCup-2000: Robot Soccer World Cup IV*. Springer Verlag, Berlin, 2001. To appear.

- [52] T. Yamamoto and M. Fujita. A quadruped robot platform with basic software for robocup-99 legged robot league. In *Proceedings of the International Conference on Robotics and Intelligent Systems 2000 (IROIS-00)*, 2000.